

Indonesia

Population 2018

268 million

Estimates of TB burden ^o , 2018	Number (thousands)	Rate (per 100 000 population)
Total TB incidence	845 (770–923)	316 (288–345)
HIV-positive TB incidence	21 (8.9–38)	7.9 (3.3–14)
MDR/RR-TB incidence ^{oo}	24 (17–32)	8.8 (6.2–12)
HIV-negative TB mortality	93 (87–99)	35 (33–37)
HIV-positive TB mortality	5.3 (2.1–9.8)	2 (0.79–3.7)

Estimated proportion of TB cases with MDR/RR-TB, 2018

New cases	2.4% (1.8–3.3)
Previously treated cases	13% (9–18)

TB case notifications, 2018

Total new and relapse	563 879
- % tested with rapid diagnostics at time of diagnosis	12%
- % with known HIV status	37%
- % pulmonary	88%
- % bacteriologically confirmed ^{ooo}	50%
- % children aged 0-14 years	11%
- % women	37%
- % men	52%
Total cases notified	570 289

Universal health coverage and social protection

TB treatment coverage (notified/estimated incidence), 2018	67% (61–73)
TB patients facing catastrophic total costs	
TB case fatality ratio (estimated mortality/estimated incidence), 2018	12% (10–13)

TB/HIV care in new and relapse TB patients, 2018

	Number	(%)
Patients with known HIV status who are HIV-positive	10 174	5%
- on antiretroviral therapy	4 082	40%

Drug-resistant TB care, 2018

% of bacteriologically confirmed TB cases tested for rifampicin resistance ^{ooo}	
- New cases	33%
- Previously treated cases	127%
Laboratory-confirmed cases*	MDR/RR-TB: 9 038, XDR-TB: 80
Patients started on treatment**	MDR/RR-TB: 4 194, XDR-TB: 59
MDR/RR-TB cases tested for resistance to second-line drugs	2 526

Treatment success rate and cohort size

	Success	Cohort
New and relapse cases registered in 2017	85%	425 819
Previously treated cases, excluding relapse, registered in 2017	73%	4 934
HIV-positive TB cases registered in 2017	69%	7 966
MDR/RR-TB cases started on second-line treatment in 2016	48%	1 905
XDR-TB cases started on second-line treatment in 2016	21%	61

TB preventive treatment, 2018

% of HIV-positive people (newly enrolled in care) on preventive treatment	10%
% of children (aged < 5) household contacts of bacteriologically-confirmed TB cases on preventive treatment	10% (9.3–11)

TB financing, 2019

National TB budget (US\$ millions)	366
Funding source: 30% domestic, 13% international, 57% unfunded	

^o Ranges represent uncertainty intervals

^{oo} MDR is TB resistant to rifampicin and isoniazid; RR is TB resistant to rifampicin

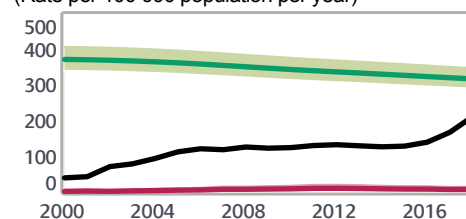
^{ooo} Calculated for pulmonary cases only

* Includes cases with unknown previous TB treatment history

** Includes patients diagnosed before 2018 and patients who were not laboratory-confirmed

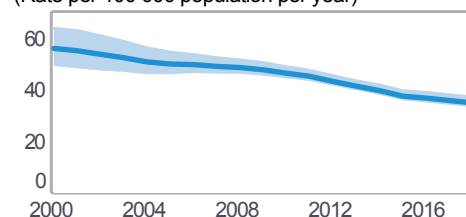
Tuberculosis profile

(Rate per 100 000 population per year)



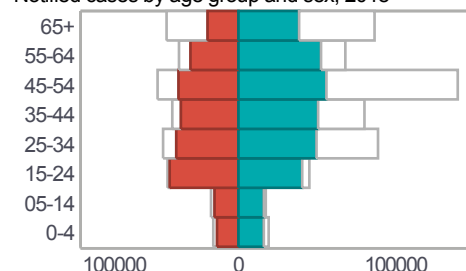
— Total TB incidence
— New and relapse TB cases notified
— HIV-positive TB incidence

(Rate per 100 000 population per year)



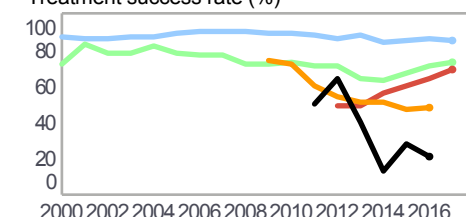
— HIV-negative TB mortality

Notified cases by age group and sex, 2018



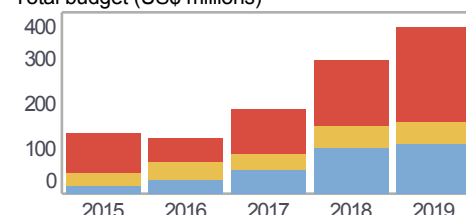
■ Females ■ Males □ Incidence

Treatment success rate (%)



— New and relapse
— Retreatment, excluding relapse
— HIV-positive — MDR/RR-TB — XDR-TB

Total budget (US\$ millions)



■ Unfunded
■ Funded internationally
■ Funded domestically